



## Shower Cabin Series

SLD-C I 90/100.....	02 page
SLD-CIII 90/100.....	02 page
SLT-AI 90P/100P.....	03 page
SLT-YIII 90F/95F/100F/110F/120F .....	03page
SLT-A I 90A/100A.....	04 page
SLT- A I 90B/100B.....	04 page
SLT- A I 90W/100W.....	05 page
SLT-A I 90T/100T.....	05 page
SLT-A I 95 D.....	06 page
SLT-SIII 90-OLD.....	06 page
SLT-F I 100C.....	07page
SLT-F I 142C.....	07 page
SLT-S I 90H/100H.....	08 page
SLT-S I 90/100.....	08 page
SLT-SIII 90H/100H.....	09 page
SLT-SIII 130H/150H.....	09 page

## Shower Cabin SLD-C I 90/100

	<b>Model</b>	<b>SLD-C I 90</b> <b>SLD-C I 100</b>	<b>Specifications:</b> 1. Computer control 2. Mixer tap 3. Exhaust fan 4. Handle shower 5. Top shower and top light 6. Sharp massage 7. Mirror 8. Foot massage 9. Shelf 10. Seat
	<b>Size (cm)</b>	90×90×220cm 100×100×220cm	
	<b>Loading size</b>		
	<b>Packing volume</b>		
	<b>Carton Quantity</b>	3 CTNS Per set	
	<b>G.W.</b>		
	<b>N.W.</b>		
	<b>Optional:</b> 5/6/8mm toughened glass White/satin/Chrome aluminum.		


## Shower Cabin SLD-CIII 90/100

	<b>Model</b>	<b>SLD-CIII 90</b> <b>SLD-CIII 100</b>	<b>Specifications:</b> 1. Computer control 2. Mixer tap 3. Exhaust fan 4. Handle shower 5. Top shower and top light 6. Sharp massage 7. Mirror 8. Foot massage 9. Shelf
	<b>Size (cm)</b>	90×90×220cm 100×100×220cm	
	<b>Loading size</b>		
	<b>Packing volume</b>		
	<b>Carton Quantity</b>	3 CTNS Per set	
	<b>G.W.</b>		
	<b>N.W.</b>		
	<b>Optional:</b> 5/6/8mm toughened glass White/satin/Chrome aluminum.		


### Shower Cabin SLT-AI 90P/100P

	<b>Model</b>	<b>SLT-AI 90P</b> <b>SLT-AI 100P</b>	<b>Specifications:</b> 1. Computer control 2. Mixer tap 3. Exhaust fan 4. Handle shower 5. Top shower and top light 6. Sharp massage 7. Mirror 8. Foot massage 9. Shelf
	<b>Size (cm)</b>	90×90×220cm 100×100×220cm	
	<b>Loading size</b>	83 PCS Per 40'HQ 70 PCS Per 40'HQ	
	<b>Packing volume</b>	0.84 CBM 1 CBM	
	<b>Carton Quantity</b>	3 CTNS Per set	
	<b>G.W.</b>	96 KGS 98 KGS	
	<b>N.W.</b>		
	<b>Optional:</b> 5/6/8mm toughened glass White/satin/Chrome aluminum.		


### Shower Cabin SLT-YIII 90F/95F/100F/110F/120F

	<b>Model</b>	<b>SLT-YIII 90F</b> <b>SLT-YIII 95F</b> <b>SLT-YIII 100F</b> <b>SLT-YIII 110F</b> <b>SLT-YIII 120F</b>	<b>Specifications:</b> 1. Computer control 2. Mixer tap 3. Exhaust fan 4. Handle shower 5. Top shower and top light 6. FM radio 7. HI-FI system 8. Sharp massage 9. Mirror 10. Background light 11. Shelf
	<b>Size (cm)</b>	90×90×212cm 95×95×212cm 90×90×212cm 90×90×212cm 90×90×212cm	
	<b>Loading size</b>	PCS Per 40'HQ PCS Per 40'HQ PCS Per 40'HQ 79 PCS Per 40'HQ 49 PCS Per 40'HQ	
	<b>Packing volume</b>	CBM CBM CBM 0.99 CBM 1.43 CBM	
	<b>Carton Quantity</b>	3 CTNS Per set	
	<b>G.W.</b>	80 KGS KGS 87 KGS 96 KGS 114 KGS	
	<b>N.W.</b>		
	<b>Optional:</b> 5/6/8mm toughened glass White/satin/Chrome aluminum.		


## Shower Cabin SLT-A I 90A/100A

	<b>Model</b>	<b>SLT-A I 90A</b> <b>SLT-A I 100A</b>	<b>Specifications:</b> 1. Computer control 2. Mixer tap 3. Exhaust fan 4. Handle shower 5. Top shower and top light 6. Sharp massage 7. Mirror 8. Shelf
	<b>Size (cm)</b>	90×90×220cm 100×100×220cm	
	<b>Loading size</b>		
	<b>Packing volume</b>		
	<b>Carton Quantity</b>	3 CTNS Per set	
	<b>G.W.</b>		
	<b>N.W.</b>		
	<b>Optional:</b> 5/6/8mm toughened glass White/satin/Chrome aluminum.		


## Shower Cabin SLT-A I 90B/100B

	<b>Model</b>	<b>SLT-A I 90B</b> <b>SLT-A I 100B</b>	<b>Specifications:</b> 1. Computer control 2. Mixer tap 3. Exhaust fan 4. Handle shower 5. Top shower and top light 6. Sharp massage 7. Foot massage 8. Mirror 9. Shelf 10. Towel bar
	<b>Size (cm)</b>	90×90×225cm 100×100×225cm	
	<b>Loading size</b>	80 PCS Per 40'HQ 67 PCS Per 40'HQ	
	<b>Packing volume</b>	0.87 CBM 1.04 CBM	
	<b>Carton Quantity</b>	3 CTNS Per set	
	<b>G.W.</b>	85 KGS 95 KGS	
	<b>N.W.</b>		
	<b>Optional:</b> 5/6/8mm toughened glass White/satin/Chrome aluminum.		


## Shower Cabin SLT-A I 90W/100W

	<b>Model</b>	<b>SLT-A I 90W</b> <b>SLT-A I 100W</b>	<b>Specifications:</b> 1. Computer control 2. Mixer tap 3. Exhaust fan 4. Handle shower 5. Top shower and top light 6. Sharp massage 7. Foot massage 8. Mirror 9. Shelf
	Size (cm)	90×90×220cm 100×100×220cm	
	Loading size	84 PCS Per 40'HQ PCS Per 40'HQ	
	Packing volume	0.83 CBM CBM	
	Carton Quantity	3 CTNS Per set	
	G.W.	88 KGS 91 KGS	
	N.W.		
	Optional: 5/6/8mm toughened glass White/satin/Chrome aluminum.		


### Shower Cabin SLT-A I 90T/100T

	<b>Model</b>	<b>SLT-A I 90T</b> <b>SLT-A I 100T</b>	<b>Specifications:</b> 10. Computer control 11. Mixer tap 12. Exhaust fan 13. Handle shower 14. Top shower and top light 15. Sharp massage 16. Mirror 17. Shelf
	Size (cm)	90×90×220cm 100×100×220cm	
	Loading size		
	Packing volume		
	Carton Quantity	3 CTNS Per set	
	G.W.		
	N.W.		
	Optional: 5/6/8mm toughened glass White/satin/Chrome aluminum.		


## Shower Cabin SLT-A I 95D

	<b>Model</b>	<b>SLT-A I 95D</b>	<b>Specifications:</b> 1. Computer control 2. Mixer tap 3. Exhaust fan 4. Handle shower 5. Top shower and top light 6. FM radio 7. HI-FI system 8. Sharp massage 9. Foot massage 10. Mirror 11. Shelf
	Size (cm)	95×95×215cm	
	Loading size	129 PCS Per 40'HQ	
	Packing volume	0.54CBM	
	Carton Quantity	3 CTNS Per set	
	G.W.	97KGS	
	N.W.		
	<b>Optional:</b> 5/6/8mm toughened glass White/satin/Chrome aluminum.		


## Shower Cabin SLT-SIII 90-OLD

	<b>Model</b>	<b>SLT-SIII 90-OLD</b>	<b>Specifications:</b> 1. Mixer tap 2. Handle shower 3. Sharp massage 4. Mirror
	Size (cm)	90×90×207cm	
	Loading size		
	Packing volume		
	Carton Quantity	2 CTNS Per set	
	G.W.	68KGS	
	N.W.		
	<b>Optional:</b> 5/6/8mm toughened glass White/satin/Chrome aluminum.		


## Shower Cabin SLT-F I 100C

	<b>Model</b>	<b>SLT-F I 100C</b>	<b>Specifications:</b> 1. Computer control 2. Mixer tap 3. Exhaust fan 4. Handle shower 5. Top shower and top light 6. FM radio 7. HI-FI system 8. Sharp massage 9. Foot massage 10.Mirror
	Size (cm)	110×92×220cm	
	Loading size	72 PCS Per 40'HQ	
	Packing volume	0.97 CBM	
	Carton Quantity	3 CTNS Per set	
	G.W.		
	N.W.		
	Optional: 5/6/8mm toughened glass White/satin/Chrome aluminum.		


## Shower Cabin SLT-F I 142C

	<b>Model</b>	<b>SLT-F I 142C</b>	<b>Specifications:</b> 1. Computer control 2. Mixer tap 3. Exhaust fan 4. Handle shower 5. Top shower and top light 6. FM radio 7. HI-FI system 8. Sharp massage 9. Foot massage 10.Mirror 11.Shelf
	Size (cm)	142×92×220cm	
	Loading size		
	Packing volume		
	Carton Quantity	3 CTNS Per set	
	G.W.		
	N.W.		
	Optional: 5/6/8mm toughened glass White/satin/Chrome aluminum.		


## Shower Cabin SLT-S I 90H/100H

	<b>Model</b>	<b>SLT-S I 90H</b> <b>SLT-S I 100H</b>	<b>Specifications:</b> 1. Computer control 2. Mixer tap 3. Exhaust fan 4. Handle shower 5. Top shower and top light 6. FM radio 7. HI-FI system 8. Sharp massage 9. Foot massage 10. Mirror 11. Shelf 12. Background light 13. Towel bar
	Size (cm)	90×90×220cm 100×100×220cm	
	Loading size		
	Packing volume		
	Carton Quantity	3 CTNS Per set	
	G.W.	96KGS 102KGS	
	N.W.		
	Optional: 5/6/8mm toughened glass White/satin/Chrome aluminum.		

## Shower Cabin SLT-S I 90/100

	<b>Model</b>	<b>SLT-S I 90</b> <b>SLT-S I 100</b>	<b>Specifications:</b> 1. Computer control 2. Mixer tap 3. Exhaust fan 4. Handle shower 5. Top shower and top light 6. FM radio 7. HI-FI system 8. Sharp massage 9. Foot massage 10. Mirror 11. Shelf 12. Background light 13. Towel bar
	Size (cm)	90×90×220cm 100×100×220cm	
	Loading size		
	Packing volume		
	Carton Quantity	3 CTNS Per set	
	G.W.	96KGS 101KGS	
	N.W.		
	Optional: 5/6/8mm toughened glass White/satin/Chrome aluminum.		

## Shower Cabin SLT-SIII 90H/100H

	<b>Model</b>	<b>SLT-SIII 90H</b> <b>SLT-SIII 100H</b>	<b>Specifications:</b> <ol style="list-style-type: none"> <li>1. Computer control</li> <li>2. Mixer tap</li> <li>3. Exhaust fan</li> <li>4. Handle shower</li> <li>5. Top shower and top light</li> <li>6. FM radio</li> <li>7. HI-FI system</li> <li>8. Sharp massage</li> <li>9. Foot massage</li> <li>10. Mirror</li> <li>11. Shelf</li> <li>12. Background light</li> <li>13. Towel bar</li> </ol>
	Size (cm)	90×90×220cm 100×100×220cm	
	Loading size		
	Packing volume		
	Carton Quantity	3 CTNS Per set	
	G.W.	83KGS 93KGS	
	N.W.		
	Optional: 5/6/8mm toughened glass White/satin/Chrome aluminum.		

## Shower Cabin SLT-SIII 130H/150H

	<b>Model</b>	<b>SLT-SIII 130H</b> <b>SLT-SIII 150H</b>	<b>Specifications:</b> <ol style="list-style-type: none"> <li>1. Computer control</li> <li>2. Mixer tap</li> <li>3. Exhaust fan</li> <li>4. Handle shower</li> <li>5. Top shower and top light</li> <li>6. FM radio</li> <li>7. HI-FI system</li> <li>8. Sharp massage</li> <li>9. Foot massage</li> <li>10. Mirror</li> <li>11. Shelf</li> <li>12. Background light</li> <li>13. Towel bar</li> </ol>
	Size (cm)	130×130×220cm 150×150×220cm	
	Loading size	43 PCS Per 40'HQ 33 PCS Per 40'HQ	
	Packing volume	1.63CBM 2.1CBM	
	Carton Quantity	4 CTNS Per set	
	G.W.	97 KGS 164 KGS	
	N.W.		
	Optional: 5/6/8mm toughened glass White/satin/Chrome aluminum.		