



Shower Cabin Series

SLD-8804.....	02 page
SLD-8805.....	02 page
SLD-8806.....	03 page
SLD-8808.....	03 page
SLD-8809.....	03 page
SLD-PBL III 120 (L/R)	04 page
SLD-QBL III 120Y/150Y.....	04 page
SLD-QBL III 120 (L/R)	05page
SLD-QBL I 120 (L/R)	05 page
SLD-QBL I 145F.....	06 page

Shower Cabin SLD-8804

	Model	SLD-8804	Specifications: 1. computer control 2. Mixer tap 3. Exhaust fan 4. Handle shower 5. Luxurious shelf 6. Top shower and top light 7. FM radio 8. HI-FI system 9. Sharp massage 10. Mirror
	Size (cm)	150×150×225cm	
	Loading size		
	Packing volume		
	Carton Quantity	4CTNS Per set	
	G.W.		
	N.W.		
	Optional: Steam/massage/underwater lamp 5/6/8mm toughened glass White/satin/Chrome aluminum.		

Shower Cabin SLD-8805

	Model	SLD-8805	Specifications: 1. computer control 2. Mixer tap 3. Exhaust fan 4. Handle shower 5. Luxurious shelf 6. Top shower and top light 7. FM radio 8. HI-FI system 9. Sharp massage 10. Mirror
	Size (cm)	150×150×225cm	
	Loading size		
	Packing volume		
	Carton Quantity	4CTNS Per set	
	G.W.		
	N.W.		
	Optional: Steam/massage/underwater lamp 5/6/8mm toughened glass White/satin/Chrome aluminum.		

Shower Cabin SLD-8806

	Model	SLD-8806	Specifications: 1. computer control 2. Mixer tap 3. Exhaust fan 4. Handle shower 5. Luxurious shelf 6. Top shower and top light 7. FM radio 8. HI-FI system 9. Sharp massage 10. Mirror
	Size (cm)	150×150×225cm	
	Loading size		
	Packing volume		
	Carton Quantity	4CTNS Per set	
	G.W.		
	N.W.		
	Optional: Steam/massage/underwater lamp 5/6/8mm toughened glass White/satin/Chrome aluminum.		


Shower Cabin SLD-8808

	Model	SLD-8808	Specifications: 1. LCD computer control 2. Mixer tap 3. Exhaust fan 4. Handle shower 5. Luxurious shelf 6. Top shower and top light 7. FM radio 8. HI-FI system 9. Sharp massage 10. Mirror
	Size (cm)	163×163×225cm	
	Loading size		
	Packing volume		
	Carton Quantity	4CTNS Per set	
	G.W.		
	N.W.		
	Optional: Steam/massage/underwater lamp 5/6/8mm toughened glass White/satin/Chrome aluminum.		


Shower Cabin SLD-8809

	Model	SLD-8809	Specifications: 1. computer control 2. Mixer tap 3. Exhaust fan 4. Handle shower 5. Top shower and top light 6. FM radio 7. HI-FI system 8. Sharp massage 9. Mirror
	Size (cm)	100×100×220cm	
	Loading size		
	Packing volume		
	Carton Quantity	3 CTNS Per set	
	G.W.	90KGS	
	N.W.		
	Optional: 5/6/8mm toughened glass White/satin/Chrome aluminum.		


Shower Cabin SLD-PBL III 120(L/R)

	Model	PBL III 120(L/R)	Specifications: 1. Computer control 2. Mixer tap 3. Exhaust fan 4. Handle shower 5. Luxurious shelf 6. Top shower and top light 7. FM radio 8. HI-FI system 9. Sharp massage 10. Mirror 11. Foot massage
	Size (cm)	120×85×220cm	
	Loading size	80 PCS Per 40'HQ	
	Packing volume	0.856CBM	
	Carton Quantity	4CTNS Per set	
	G.W.		
	N.W.		
	Optional: 5/6/8mm toughened glass White/satin/Chrome aluminum.		


Shower Cabin SLD-QBL III 120Y/150Y

	Model	SLD-QBL III 120Y SLD-QBL III 150Y	Specifications: 1. Computer control 2. Mixer tap 3. Exhaust fan 4. Handle shower 5. Luxurious shelf 6. Top shower and top light 7. FM radio 8. HI-FI system 9. Sharp massage 10. Mirror 11. Foot massage
	Size (cm)	120×120×225cm 150×150×225cm	
	Loading size	58 PCS Per 40'HQ 38 PCS Per 40'HQ	
	Packing volume	1.2 CBM 1.84 CBM	
	Carton Quantity	4CTNS Per set	
	G.W.	141KGS 150KGS	
	N.W.		
	Optional: 5/6/8mm toughened glass White/satin/Chrome aluminum.		

Shower Cabin SLD-QBL III 120(L/R)

	Model	QBL III 120(L/R)	Specifications: 1. Computer control 2. Mixer tap 3. Exhaust fan 4. Handle shower 5. Luxurious shelf 6. Top shower and top light 7. FM radio 8. HI-FI system 9. Sharp massage 10. Mirror 11. Foot massage
	Size (cm)	120×85×225cm	
	Loading size	82 PCS Per 40'HQ	
	Packing volume	0.856CBM	
	Carton Quantity	4CTNS Per set	
	G.W.		
	N.W.		
	Optional: 5/6/8mm toughened glass White/satin/Chrome aluminum.		

Shower Cabin SLD-QBL I 120(L/R)

	Model	QBL I 120(L/R)	Specifications: 1. Computer control 2. Mixer tap 3. Exhaust fan 4. Handle shower 5. Soap dispenser 6. Luxurious shelf 7. Top shower and top light 8. FM radio 9. HI-FI system 10. Sharp massage 11. Foot massage 12. Seat
	Size (cm)	120×80×225cm	
	Loading size	109 PCS Per 40'HQ	
	Packing volume	0.64CBM	
	Carton Quantity	4CTNS Per set	
	G.W.		
	N.W.		
	Optional: 5/6/8mm toughened glass White/satin/Chrome aluminum.		

Shower Cabin SLD-QBL I 145F

	Model	QBL I 145F	Specifications: 1. Computer control 2. Mixer tap 3. Exhaust fan 4. Handle shower 5. Luxurious shelf 6. Top shower and top light 7. FM radio 8. HI-FI system 9. Sharp massage 10. Foot massage 11. Mirror
	Size (cm)	145×90×220cm	
	Loading size		
	Packing volume		
	Carton Quantity	4CTNS Per set	
	G.W.	200KGS	
	N.W.		
	Optional: 5/6/8mm toughened glass White/satin/Chrome aluminum.		