


## Shower Cabin Series

SLT-SBL III 150H.....	02 page
SLT-SBL III 135H.....	02 page
SLT-SBL III 135T.....	03 page
SLD-VBL I 90/100.....	03page
SLD-VBL III 145/170.....	04 page
SLD-VBL III 90/100/110.....	04 page
SLD-VBL III 120 (L/R) .....	05 page
SLD-WBL I 90/100.....	05 page
SLD-WBL I 90F/100F.....	06 page
SLD-WBL III 120 (L/R) .....	06 page
SLD-WBL III 90/100.....	07page
SLD-2801 /2802/2803.....	07 page
SLD-2801T/2802T/2803T.....	08 page
SLT-OBL III 102A/115A.....	08 page
SLT-SBL I 90/100.....	09 page
SLT-SBL III 90/100.....	09 page
SLT-SBL I 90H/100H.....	10 page
SLT-SBL III 90YP/100YP.....	10 page


## Shower Cabin SLT-SBL III 150H

	<b>Model</b>	<b>SLT-SBL III 150H</b>	<b>Specifications:</b> 1. Computer control 2. Mixer tap 3. Exhaust fan 4. Handle shower 5. Soap dispenser 6. Luxurious shelf 7. Top shower and top light 8. FM radio 9. HI-FI system 10. Sharp massage 11. Mirror 12. Foot massage 13. Star background light
	Size (cm)	150×85×220cm	
	Loading size	64PCS Per 40'HQ	
	Packing volume	1.1CBM	
	Carton Quantity	4CTNS Per set	
	G.W.	148KGS	
	N.W.		
	Optional: 5/6/8mm toughened glass White/satin/Chrome aluminum.		


## Shower Cabin SLT-SBL III 135H

	<b>Model</b>	<b>SLT-SBL III 135H</b>	<b>Specifications:</b> 1. Computer control 2. Mixer tap 3. Exhaust fan 4. Handle shower 5. Soap dispenser 6. Luxurious shelf 7. Top shower and top light 8. FM radio 9. HI-FI system 10. Sharp massage 11. Star background light
	Size (cm)	135×135×220cm	
	Loading size	46 PCS Per 40'HQ	
	Packing volume	1.52 CBM	
	Carton Quantity	4CTNS Per set	
	G.W.	185 KGS	
	N.W.		
	Optional: 5/6/8mm toughened glass White/satin/Chrome aluminum.		


## Shower Cabin SLT-SBL III 135T

	<b>Model</b>	<b>SLT-SBL III 135T</b>	<b>Specifications:</b> 1. Computer control 2. Mixer tap 3. Exhaust fan 4. Handle shower 5. Luxurious shelf 6. Top shower and top light 7. FM radio 8. HI-FI system 9. Sharp massage 10. Mirror 11. Foot massage
	Size (cm)	135×135×220cm	
	Loading size	46 PCS Per 40'HQ	
	Packing volume	1.52 CBM	
	Carton Quantity	4CTNS Per set	
	G.W.	185 KGS	
	N.W.		
	<b>Optional:</b> Steam/Massage/Underwater lamp 5/6/8mm toughened glass White/satin/Chrome aluminum.		


## Shower Cabin SLD-VBL I 90/100

	<b>Model</b>	<b>SLD-VBL I 90</b> <b>SLD-VBL I 100</b>	<b>Specifications:</b> 1. Computer control 2. Mixer tap 3. Exhaust fan 4. Handle shower 5. Soap dispenser 6. Luxurious shelf 7. Top shower and top light 8. Star background light 9. FM radio 10. HI-FI system 11. Sharp massage 12. Mirror 13. Seat
	Size (cm)	90×90×220cm 100×100×220cm	
	Loading size	107 PCS Per 40'HQ 100 PCS Per 40'HQ	
	Packing volume	0.65 CBM 0.7 CBM	
	Carton Quantity	4CTNS Per set	
	G.W.	117 KGS 134 KGS	
	N.W.		
	<b>Optional:</b> 5/6/8mm toughened glass White/satin/Chrome aluminum.		


## Shower Cabin SLD-VBL III 145/170

	<b>Model</b>	<b>SLD-VBL III 145</b> <b>SLD-VBL III 170</b>	<b>Specifications:</b> <ol style="list-style-type: none"> <li>1. Computer control</li> <li>2. Mixer tap</li> <li>3. Exhaust fan</li> <li>4. Handle shower</li> <li>5. Soap dispenser</li> <li>6. Luxurious shelf</li> <li>7. Top shower and top light</li> <li>8. Star background light</li> <li>9. FM radio</li> <li>10.HI-FI system</li> <li>11.Sharp massage</li> <li>12.Mirror</li> </ol>
	<b>Size (cm)</b>	145×85×220cm 170×85×220cm	
	<b>Loading size</b>	66 PCS Per 40'HQ 56 PCS Per 40'HQ	
	<b>Packing volume</b>	1.06 CBM 1.24 CBM	
	<b>Carton Quantity</b>	4CTNS Per set	
	<b>G.W.</b>	154.5 KGS 171 KGS	
	<b>N.W.</b>		
	<b>Optional:</b> 5/6/8mm toughened glass White/satin/Chrome aluminum.		


## Shower Cabin SLD-VBL III 90/100/110

	<b>Model</b>	<b>SLD-VBL III 90</b> <b>SLD-VBL III 100</b> <b>SLD-VBL III 110</b>	<b>Specifications:</b> <ol style="list-style-type: none"> <li>1. Computer control</li> <li>2. Mixer tap</li> <li>3. Exhaust fan</li> <li>4. Handle shower</li> <li>5. Soap dispenser</li> <li>6. Luxurious shelf</li> <li>7. Top shower and top light</li> <li>8. Star background light</li> <li>9. FM radio</li> <li>10.HI-FI system</li> <li>11.Sharp massage</li> <li>12.Mirror</li> </ol>
	<b>Size (cm)</b>	90×90×220cm 100×100×220cm 110×110×220cm	
	<b>Loading size</b>	98 PCS Per 40'HQ 89 PCS Per 40'HQ PCS Per 40'HQ	
	<b>Packing volume</b>	0.71 CBM 0.78 CBM CBM	
	<b>Carton Quantity</b>	4CTNS Per set	
	<b>G.W.</b>	112 KGS 114 KGS KGS	
	<b>N.W.</b>		
	<b>Optional:</b> 5/6/8mm toughened glass White/satin/Chrome aluminum.		


## Shower Cabin SLD-VBLIII 120(L/R)

	<b>Model</b>	<b>SLD-VBL III120(L/R)</b>	<b>Specifications:</b> 1. Computer control 2. Mixer tap 3. Exhaust fan 4. Handle shower 5. Soap dispenser 6. Luxurious shelf 7. Top shower and top light 8. Star background light 9. FM radio 10.HI-FI system 11.Sharp massage 12.Mirror
	Size (cm)	120×80×220cm	
	Loading size	85 PCS Per 40'HQ	
	Packing volume	0.82 CBM	
	Carton Quantity	4CTNS Per set	
	G.W.	120 KGS	
	N.W.		
	Optional: 5/6/8mm toughened glass White/satin/Chrome aluminum.		

## Shower Cabin SLD-WBL I 90/100

	<b>Model</b>	<b>SLD-WBL I 90 SLD-WBL I 100</b>	<b>Specifications:</b> 1. Computer control 2. Mixer tap 3. Exhaust fan 4. Handle shower 5. Soap dispenser 6. Top shower and star top light 7. Star background light 8. FM radio 9. HI-FI system 10.Sharp massage 11.Mirror 12.Seat
	Size (cm)	90×90×215cm 100×100×215cm	
	Loading size	93 PCS Per 40'HQ 90 PCS Per 40'HQ	
	Packing volume	0.75 CBM 0.78 CBM	
	Carton Quantity	4CTNS Per set	
	G.W.	110 KGS 123 KGS	
	N.W.		
	Optional: 5/6/8mm toughened glass Black aluminum.		


## Shower Cabin SLD-WBL I 90F/100F

	<b>Model</b>	<b>SLD-WBL I 90F SLD-WBL I 100F</b>	<b>Specifications:</b> 1. Computer control 2. Mixer tap 3. Exhaust fan 4. Handle shower 5. Soap dispenser 6. Top shower and star top light 7. FM radio 8. HI-FI system 9. Sharp massage 10. Mirror
	<b>Size (cm)</b>	90×90×215cm 100×100×215cm	
	<b>Loading size</b>	100 PCS Per 40'HQ PCS Per 40'HQ	
	<b>Packing volume</b>	0.7 CBM CBM	
	<b>Carton Quantity</b>	4CTNS Per set	
	<b>G.W.</b>	115 KGS KGS	
	<b>N.W.</b>		
	<b>Optional:</b> 5/6/8mm toughened glass Black aluminum.		


## Shower Cabin SLD-WBL III 120(L/R)

	<b>Model</b>	<b>SLD-WBL III 120(L/R)</b>	<b>Specifications:</b> 1. Computer control 2. Mixer tap 3. Exhaust fan 4. Handle shower 5. Soap dispenser 6. Top shower and star top light 7. Star background light 8. FM radio 9. HI-FI system 10. Sharp massage 11. Mirror
	<b>Size (cm)</b>	120×85×225cm	
	<b>Loading size</b>		
	<b>Packing volume</b>		
	<b>Carton Quantity</b>	4CTNS Per set	
	<b>G.W.</b>		
	<b>N.W.</b>		
	<b>Optional:</b> 5/6/8mm toughened glass Black aluminum.		


### Shower Cabin SLD-WBL III 90/100

	<b>Model</b>	<b>SLD-WBL III 90</b> <b>SLD-WBL III 100</b>	<b>Specifications:</b> 1. Computer control 2. Mixer tap 3. Exhaust fan 4. Handle shower 5. Soap dispenser 6. Top shower and star top light 7. Star background light 8. FM radio 9. HI-FI system 10. Sharp massage 11. Mirror 12. Foot massage
	<b>Size (cm)</b>	90×90×220cm 100×100×220cm	
	<b>Loading size</b>		
	<b>Packing volume</b>		
	<b>Carton Quantity</b>	4CTNS Per set	
	<b>G.W.</b>		
	<b>N.W.</b>		
	<b>Optional:</b>	5/6/8mm toughened glass Black aluminum.	


### Shower Cabin SLD-2801/2802/2803

	<b>Model</b>	<b>SLD-2801</b> <b>SLD-2802</b> <b>SLD-2803</b>	<b>Specifications:</b> 1. Computer control 2. Mixer tap 3. Exhaust fan 4. Handle shower 5. Soap dispenser 6. Top shower and star top light 7. Star background light 8. FM radio 9. HI-FI system 10. Sharp massage 11. Luxurious shelf 12. Mirror
	<b>Size (cm)</b>	90×90×220cm 100×100×220cm 110×110×220cm	
	<b>Loading size</b>	93 PCS Per 40'HQ 78 PCS Per 40'HQ 70 PCS Per 40'HQ	
	<b>Packing volume</b>	0.75CBM 0.9CBM 1 CBM	
	<b>Carton Quantity</b>	4CTNS Per set	
	<b>G.W.</b>	105KGS 120KGS 135KGS	
	<b>N.W.</b>		
	<b>Optional:</b>	5/6/8mm toughened glass White/satin/Chrome aluminum.	


## Shower Cabin SLD-2801T/2802T/2803T

	<b>Model</b>	<b>SLD-2801T</b> <b>SLD-2802T</b> <b>SLD-2803T</b>	<b>Specifications:</b> 1. Touch screen computer control 2. Mixer tap 3. Exhaust fan 4. Handle shower 5. Soap dispenser 6. Top shower and star top light 7. FM radio 8. HI-FI system 9. Sharp massage 10. Luxurious shelf 11. Mirror 12. Foot massage
	<b>Size (cm)</b>	90×90×220cm 100×100×220cm 110×110×220cm	
	<b>Loading size</b>		
	<b>Packing volume</b>		
	<b>Carton Quantity</b>	4CTNS Per set	
	<b>G.W.</b>		
	<b>N.W.</b>		
	<b>Optional:</b> 5/6/8mm toughened glass White/satin/Chrome aluminum.		

## Shower Cabin SLT-OBL III 102A/115A

	<b>Model</b>	<b>SLT-OBL III 102A</b> <b>SLT-OBL III 115A</b>	<b>Specifications:</b> 1. Computer control 2. Mixer tap 3. Exhaust fan 4. Handle shower 5. Soap dispenser 6. Top shower and star top light 7. Decoration plate 8. FM radio 9. HI-FI system 10. Sharp massage 11. Mirror 12. Foot massage
	<b>Size (cm)</b>	102×80×220cm 115×80×220cm	
	<b>Loading size</b>	87 PCS Per 40'HQ 72 PCS Per 40'HQ	
	<b>Packing volume</b>	0.8 CBM 0.97 CBM	
	<b>Carton Quantity</b>	4CTNS Per set	
	<b>G.W.</b>	111 KGS 124 KGS	
	<b>N.W.</b>		
	<b>Optional:</b> 5/6/8mm toughened glass White/satin/Chrome aluminum.		


## Shower Cabin SLT-SBL I 90/100

	<b>Model</b>	<b>SLT-SBL I 90</b> <b>SLT-SBL I 100</b>	<b>Specifications:</b> 1. Mixer tap 2. Handle shower 3. Luxurious shelf 4. Sharp massage 5. Towel bar 6. Mirror
	<b>Size (cm)</b>	90×90×200cm 100×100×200cm	
	<b>Loading size</b>	146 PCS Per 40'HQ 127 PCS Per 40'HQ	
	<b>Packing volume</b>	0.48 CBM 0.55 CBM	
	<b>Carton Quantity</b>	4CTNS Per set	
	<b>G.W.</b>	102 KGS 116 KGS	
	<b>N.W.</b>		
	<b>Optional:</b> 5/6/8mm toughened glass White/satin/Chrome aluminum.		


## Shower Cabin SLT-SBL III 90/100

	<b>Model</b>	<b>SLT-SBL III 90</b> <b>SLT-SBL III 100</b>	<b>Specifications:</b> 1. Mixer tap 2. Handle shower 3. Luxurious shelf 4. Sharp massage 5. Towel bar 6. Mirror
	<b>Size (cm)</b>	90×90×200cm 100×100×200cm	
	<b>Loading size</b>	103 PCS Per 40'HQ 87 PCS Per 40'HQ	
	<b>Packing volume</b>	0.68 CBM 0.8 CBM	
	<b>Carton Quantity</b>	4CTNS Per set	
	<b>G.W.</b>	KGS 116 KGS	
	<b>N.W.</b>		
	<b>Optional:</b> 5/6/8mm toughened glass White/satin/Chrome aluminum.		

## Shower Cabin SLT-SBL I 90H/100H

	<b>Model</b>	<b>SLT-SBL I 90H</b> <b>SLT-SBL I 100H</b>	<b>Specifications:</b> 1. Computer control 2. Mixer tap 3. Exhaust fan 4. Handle shower 5. Top shower and star top light 6. FM radio 7. HI-FI system 8. Sharp massage 9. Luxurious shelf 10. Background light 11. Towel bar 12. Mirror 13. Foot massage 14. Seat
	<b>Size (cm)</b>	90×90×220cm 100×100×220cm	
	<b>Loading size</b>	104 PCS Per 40'HQ 91 PCS Per 40'HQ	
	<b>Packing volume</b>	0.67 CBM 0.77 CBM	
	<b>Carton Quantity</b>	4CTNS Per set	
	<b>G.W.</b>	115 KGS 128 KGS	
	<b>N.W.</b>		
	<b>Optional:</b> 5/6/8mm toughened glass White/satin/Chrome aluminum.		

## Shower Cabin SLT-SBL III 90YP/100YP

	<b>Model</b>	<b>SLT-SBL III 90YP</b> <b>SLT-SBL III 100YP</b>	<b>Specifications:</b> 1. Computer control 2. Mixer tap 3. Exhaust fan 4. Handle shower 5. Top shower and star top light 6. FM radio 7. HI-FI system 8. Sharp massage 9. Luxurious shelf 10. Background light 11. Towel bar 12. Mirror 13. Foot massage 14. Seat
	<b>Size (cm)</b>	90×90×220cm 100×100×220cm	
	<b>Loading size</b>	88 PCS Per 40'HQ 75 PCS Per 40'HQ	
	<b>Packing volume</b>	0.79 CBM 0.93 CBM	
	<b>Carton Quantity</b>	4CTNS Per set	
	<b>G.W.</b>	103 KGS 117.5 KGS	
	<b>N.W.</b>		
	<b>Optional:</b> 5/6/8mm toughened glass White/satin/Chrome aluminum.		